



Superior performance from a lightweight steel roofing system that adds dynamic curb appeal to any building or home along with outstanding fire, wind and hail resistance.



Proven worldwide for over 40 years, Roser stone coated steel roofing systems provide unmatched performance and durability against the toughest elements that nature has to offer. A true “all climate” roof.



- ISO 9001 certified for consistent manufacturing and quality assurance
- 50-year limited warranty, non pro-rated for first 20 years and transferable
- Class “A” fire resistant material, interlocking panels protect against wind blown embers penetrating roof and deck areas,
- All 26 gauge, Zincalume coated, single source steel.
- 1 ½# per square foot install weight eliminates structural concerns
- Systems install on batten grid or direct to solid sheathing
- Impact resistant steel base, Class 4 rated, the highest available per UL-2218 testing protocols
- 120 mph Wind Resistance

Energy Efficient ASV

Batten style installation creates significant above sheathing ventilation (ASV) to minimize heat gain into the attic area and corrects the sagging roof effect caused by some heavy roofing products. Roof over most existing materials with a batten grid system that is ideal for steep pitch applications. Horizontal fasteners allow easy panel replacement when needed and add to wind uplift resistance.



Vista Cotta



CLEO

2 ½" tall, stamped Roman Barrel style profile available in architecturally pleasing shades for outstanding appearance on virtually any structure due to lightweight design with interlocking steel panels that are rated Class IV impact resistant for maximum protection from hail.



Mission Red



Profiles adapt for either direct to deck or batten installation for maximum design flexibility



Stunning curb appeal, compliments of lightweight Cleo Barrel Tile. Installed directly over the failed composition shingles, so no chance of weather damage during the installation of the new roof, no landfill issues from tearing off the old roof and no debris in the flowerbeds and yard... Happy homeowners!

CLEO



Weathered Timber

STONE WOOD

SHAKE

Available in blended, aged wood hues for natural appearance and irregular texture with added shadow lines for depth and a heavyweight look from a lightweight, Class A material.

Stonewood Shake installs in either direction and our horizontal fastening system allows for individual panel replacement if needed.



Cedar




Weathered Timber

STONE WOOD

S H A K E




Shadowwood



Weathered Timber

PIANO

- Heavy laminated shingle look
- Roof over options
- Class 4 Impact resistance
- Deck Direct or Batten Install
- 20 panels per square
- No asphalt coatings
- No curling, cupping or splits





SteelGuard Weathered Timber

STEEL GUARD

PREMIUM ROSE ROOFING SYSTEM

New for 2021, SteelGuard concealed fastener heavy laminated look panel. Direct to deck installation and Class 4 Impact resistance along with a 120 MPH wind warranty.



Charcoal



Batten installation assists crews on high pitch applications and allows panels to be installed from the ridge to the eave.






Lightweight systems are Ideal for commercial and multi family applications.



Roser products have been evaluated and tested to worldwide standards.


- ICC-ESR 1763
- Miami Dade County NOA 19-0325.01
- Texas Department of Insurance RC-495
- Numerous HOA approvals nationwide
- Underwriters Laboratories, Inc. Listed (File No. R21541)
- Hail – UL 2218 Class 4
- Uplift – UL 1897 & TAS 125 (UL-580) Class 30,60,90
- KSQ ISO 9001:2009 / ISO 9001:2008





888-558-6167
www.Roser-USA.com

Cleo Barrel Tile



Stonewood Shake

